



Technical rider – Rise Of Kronos

Please make sure that everything is in a good working/sounding condition

Drums:

1x Bassdrum
2x Racktoms
2x Floortoms

Hardware:

5x Cymbal stand with boom
1x Hi-Hat machine
1x Snarestand
Important: DI-Box for Samples

All string instruments are played directly into the PA. Cabinets are only necessary if that is, for some reason, not possible.

Bass guitar is also played with a cabinet (= D.I. + Cabinet)

Let us know in advance so we can plan accordingly!

Bass:

1x cabinet
1x Speaker Cable
1x XLR cable

Guitar:

(2x Mesa Cabinet or similar)
1x Speaker cable 2x XLR cable

2x Guitar stand

Vocals:

3x Shure SM58 or similar
We bring our own Mic-Stands(3x Mic.-Stand)
3x XLR-Cable

Monitoring: At least one monitor for each = 4x Monitor

Extra powerpoint for light bars and fog machines



Monitor-mix:

Marco	Tim	Jhonnie	Tom
<ul style="list-style-type: none">- Both guitars- Lead vocals in the background- A bit of bassdrum	<ul style="list-style-type: none">- Both guitars- All vocals- Bass- Bassdrum- Snare	<ul style="list-style-type: none">- Both guitars (Toms bit quieter)- Bass on the same level as Guitar Tom	<ul style="list-style-type: none">- Both guitars (Toms bit quieter)- All vocals- Bassdrum- Snare- A bit of bass

PLEASE MAKE SURE ALL VOCALS ARE ON THE SAME LEVEL FRONT OF STAGE.

Tims vocals are naturally a bit quieter than Toms but they should be on the same level! 😊

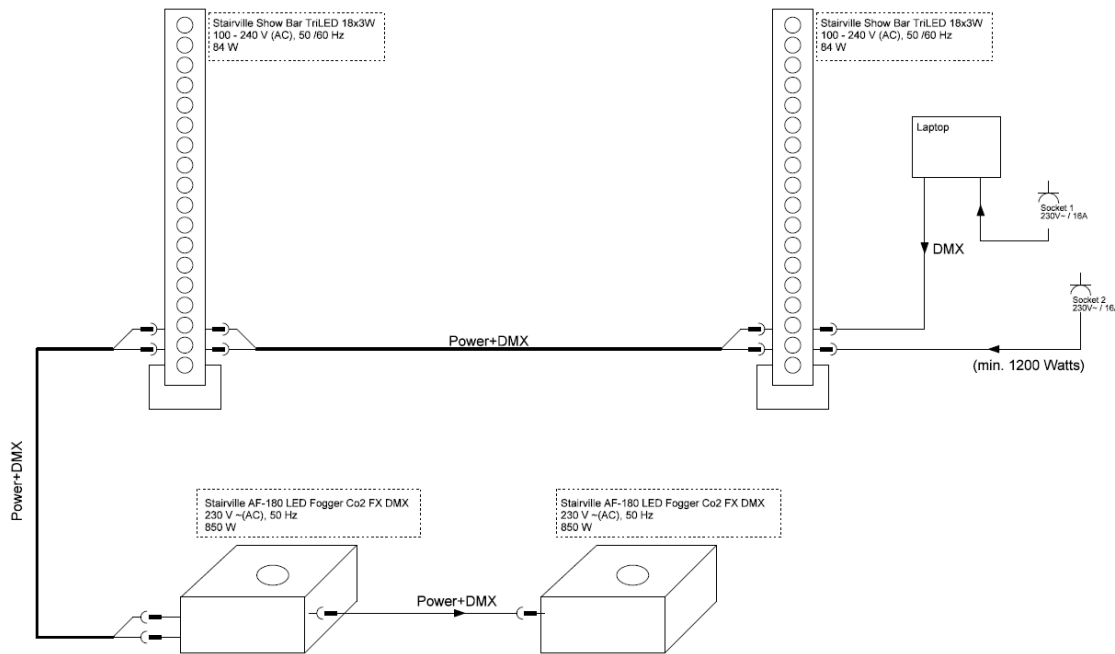
Lightshow:

We like to use our programmed DMX-Lightshow which is controlled by midi-signals from our computer. Please feel free to support our lights with the house light. Your creativity is welcome! Please keep the lights out for the start of the show, when our lightshow starts, you can join in! Thank you! 😊

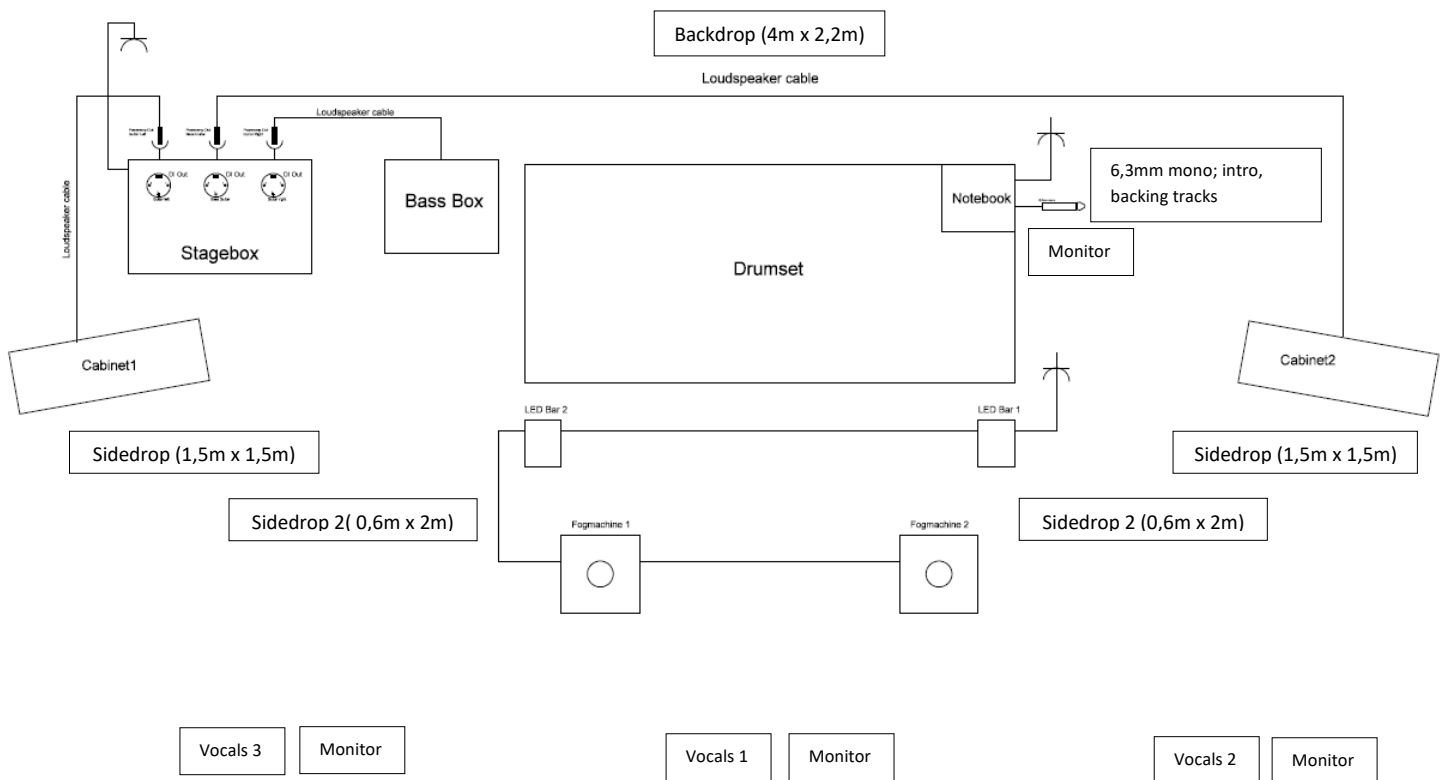
You'll find a detailed overview of our lightshow set up down below.



Setup light show with technical specifications:

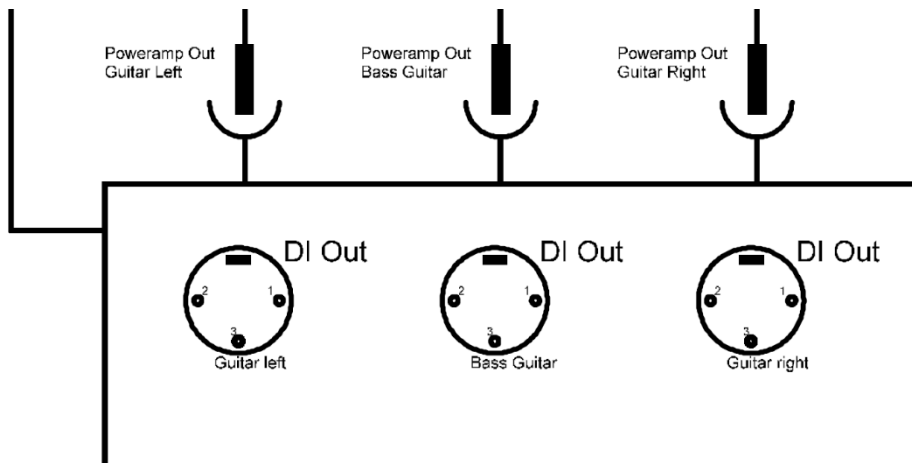


Overview stage setup:





Stagebox setup details:



•
•